



Minet Junior School

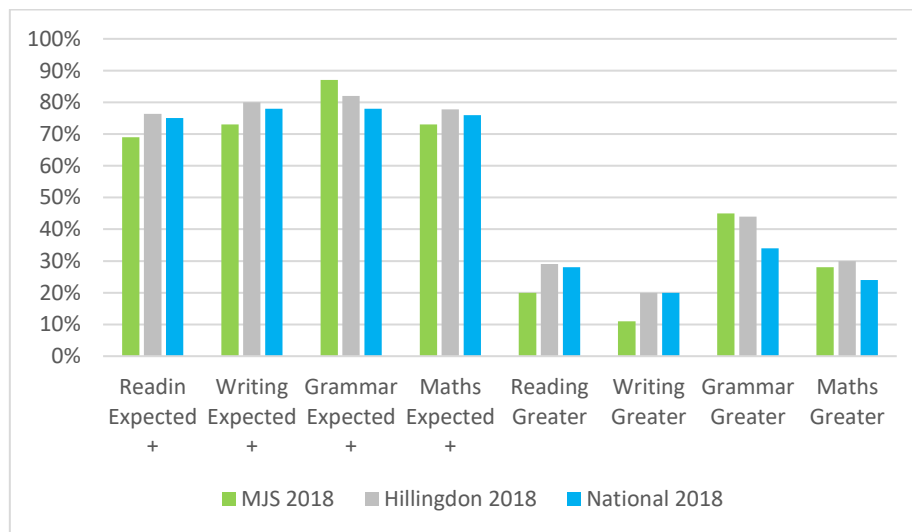
2018 Key Stage 2 results – Validated

Attainment

The table below shows the levels attained by Year 6 pupils in 2018

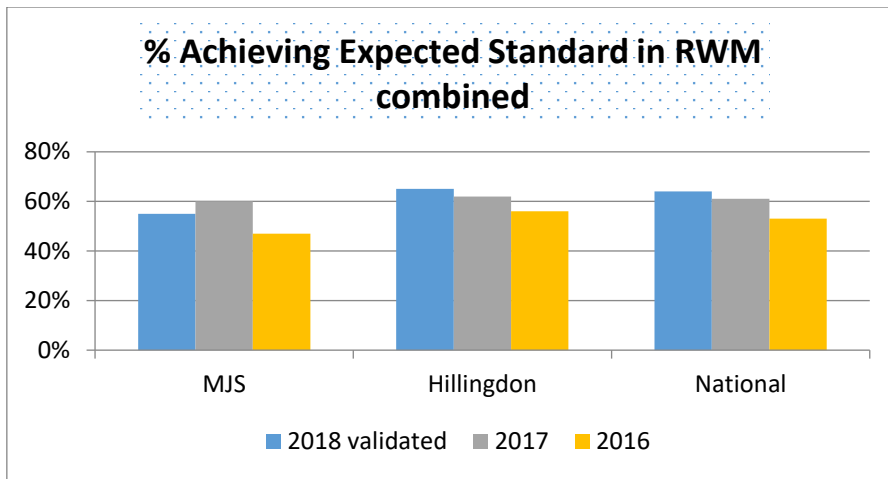
	MJS 2018	MJS 2017	Hillingdon 2018	National 2018
Reading Expected +	69%	71%	76%	75%
Writing Expected +	73%	72%	80%	78%
Grammar Expected +	87%	88%	82%	78%
Maths Expected +	73%	79%	78%	76%
Reading Greater	20%	19%	29%	28%
Writing Greater	11%	13%	20%	20%
Grammar Greater	45%	40%	44%	34%
Maths Greater	28%	26%	30%	24%

Graph to show the percentage of pupils who met the Expected Standard at Minet, in Hillingdon and nationally as well as the percentage of pupils reading the higher standard (GDS).



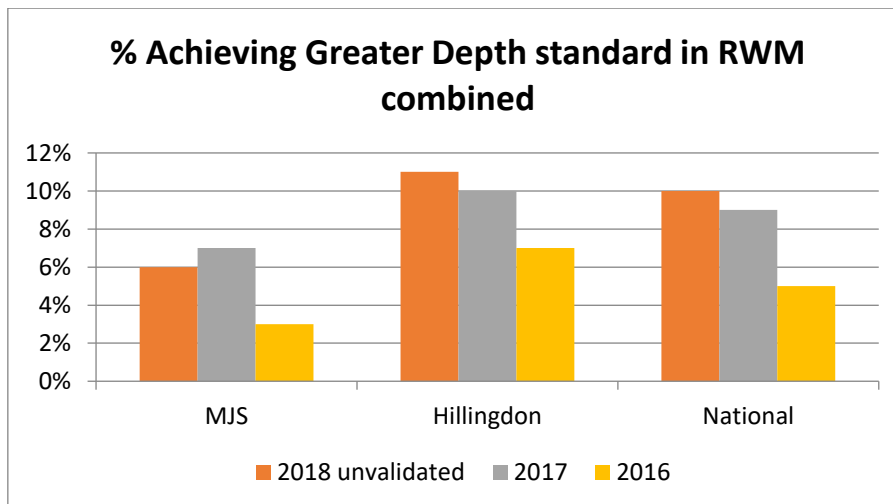
Percentage of pupils who attained the Expected Standard in Reading, Writing and Maths combined.

Expected + RWM	MJS	Hillingdon	National
2018	55%	65%	64%
2017	60%	62%	61%
2016	47%	56%	53%



Percentage of pupils who attained Greater Depth Standard in Reading, Writing and Maths combined.

Greater Depth RWM	MJS	Hillingdon	National
2018	6%	11%	10%
2017	7%	10%	9%
2016	3%	7%	5%



Progress from KS1 to end of KS2

	Reading	Writing	Maths
Minet Junior School	+0.9	+0.8	+2.0
Local Authority (LA)	+0.1	+0.2	+1.1
National Average (NA)	0.0	0.0	0.0

KS2 Scaled Results

Average Scaled Score	MJS 2018	Hillingdon 2018	National 2018	MJS 2017	Hillingdon 2017	National 2017
Reading	103	105	105	103	104	104
Grammar	109	108	106	108	108	106
Maths	104	106	104	105	105	104